



GET CREATIVE

Have you fulfilled your creative knitting desires today? We've got everything you need but the sheep!

CLASS SCHEDULE • FALL 2008



Come by the store to check out some of our fabulous new yarns and patterns.

New Yarns Inspiring

All the companies seemed to come up with a "green" segment of their fall yarns this year. Come by and take a look. They're very inspiring with lots of natural coloring. Great pattern support for the new yarns, too.

And if you want more color, we've got that, too. Texture? Softness? Washability? We can show you what's new. You're going to love it!

Double Punches on Class Materials!

We know how you love your Reward Cards, so we're going to offer double punches when you pick up your class supplies at Yarn Garden instead of somewhere else. We are a local, independent shop and in order to continue offering great yarns, teachers, and classes, Yarn Garden needs to make some income on the sale of class supplies in order to continue our great customer service. Therefore, we are encouraging you to purchase your class supplies from us and we will reward you with double punches on your reward card. As a reminder, we don't punch for the class fees because your class fees go to the teacher.

We have resisted preventing students from bringing outside materials to Yarn Garden classes (as other shops have done) and hope that we can encourage your support by explaining what it takes to run a successful education program and yarn shop.

Thanks for your continued support!

And Speaking of Teachers...

We haven't raised our class fees for several years, and decided it's time for a small increase. It's such a small increase, it's more of a gesture of thanks to our great team of teachers. Thanks, teachers, we love what you teach us!

Congratulations to our \$100 Gift Certificate Winners!

Here they are: For June 2008, it was Jacqueline Lydston, for July it was Laurel Coombs and for August it was Sarah Loob. Congratulations, Ladies! We hope you have a great shopping spree!

Winter Hours

Beginning Sept 24th

We'll be open later beginning Sept 24th to make sure you have plenty of time to swing by and pick up everything you need for your holiday knitting projects!

Mon. - Tues. 10:00 - 7:00


Wed. 10:00 - 9:00 KnitNite

Thurs. 10:00 - 7:00

Fri. 10:00 - 6:00

Sat. 10:00 - 5:00

Sun. 12:00 - 5:00



Yarn Garden University Registration Procedures

Our teachers have requested that students come prepared with materials to their first class. They have a lot of teaching to get in, and request that you purchase any materials in advance.

Our staff will be happy to discuss your class materials with you before your class.

If there is a class material fee it will be payable directly to the teachers at the first class. Payment is required at registration.

As many of you have found out, the classes fill very quickly, so you should register as soon as possible. We are able to register you over the phone with a credit card, or online at our website, yargarden.net.

Our cancellation policy provides you with a full refund within 7 days of your class. After that, if we are able to fill your seat with someone on the waiting list, you will still receive a full refund. If we are unable to fill your seat, the fee is forfeited.

Key to Class Levels

Beginner – For new knitters and crocheters.

Easy – Can cast on, knit, purl, increase, decrease, bind off, basic crochet stitches.

Intermediate – Have completed a project. Can read a pattern, is proficient and at ease with knitting and crochet.


Experienced – Comfortable with many advanced techniques and stitches.



Tweed Cable Vest

Intermediate

Class #1
Sat. 3:30pm - 5:30pm
Sep. 20, 27, Oct. 4, 11
Helene Hughart \$55
This vest screams northwest casual. Knitted with a tweed yarn and some cabling on the front panels, this vest is great for layering in any kind of weather. Sign up and knit a favorite. This class is suitable for the intermediate knitter.



Learn To Knit Square Cake Bag

Beginner Knit

Class #2
Sun. 1:00pm - 3:00pm
Sep. 21, 28, Oct. 5
Stephanie English \$45
Learn to knit this cute and versatile bag. The pattern has two variations and can be knit in several sizes and types of yarn for different effects. This makes a great gift for yourself or someone else!



Socks On Two Circulars

Easy

Class #3
Mon. 6:30pm - 8:30pm
Sep. 22, 29, Oct. 6
Mary Taylor \$45
Socks knit on two circular needles are the perfect companion; small enough to fit in your bag so you always have them with you, and no needles to fall out! Learn this technique to use with any sock pattern.



Top Down Cardigan

Easy

Class #4
Tue. 6:30pm - 8:30pm
Sep. 23, 30, Oct. 14, 28
Mary Taylor \$55
This easy to knit sweater has a cute collar and zipper closing, and the top-down style is easy to fit as you knit it. Best of all, there are almost no seams to sew!





Learn To Knit Scarf

Beginner Knit

Class #5

Wed. 6:30pm - 8:30pm

Sep. 24, Oct. 1, 8

Heather Cavalieri

\$45

Learn the basics of knitting while creating a stylish scarf perfect for men or women. We will use a pattern that includes many more scarf and wrap options that you can knit later on - it is full of design possibilities!



Scandinavian Christmas Stocking

Intermediate to Experienced

Class #6

Thu. 6:30 pm - 8:30pm Sep. 25, Oct. 2, 9 23

Jenifer Johnston

\$55

Make a family heirloom Christmas stocking that will be treasured forever using intricate fair isle patterns. Improve your fair isle skills by working with one color in each hand for faster and smoother knitting. The intricate patterns are addictive but fortunately there will be time to make more than one before Christmas.



Slanted Eyelet Scarf

Easy

Class #7

Sat. 10:30am - 12:30pm

Sep. 27, Oct. 4,

KeddyJo Quesada

\$35

We cannot say enough about this scarf. Most of the staff has made at least one and our customers love them! Alchemy's yarns are to die for and the hand-dyed colors are spectacular. The pattern is a great intro to lace so come join KeddyJo and make your new favorite accessory!



Felted Dumpling Bag

Easy

Class #8

Sat. 1:00pm - 3:00pm

Sep. 27, Oct. 4, 11

Marilyn Horn

\$45

You saw this bag in the most recent Interweave Knits magazine. A darling little felted pod of a bag with knitted handles. Grab it and slip it over your wrist for a perfect dash of style.



Einstein Coat

Easy

Class #9


Sun. 3:00pm - 5:00pm

Sep. 28, Oct. 5, 12

Mary Lewis

\$45

This is a very easy garter stitch sweater coat. When you finish the child's size from class, you will be able to make one for yourself or a loved one. Another plus is this project has only two seams to finish.



Knitting in the Round

Easy to Experienced

Class #10


Tue. 6:30pm - 8:30pm

Oct. 7

Mary Taylor

\$30

Find out why knitters love knitting in the round. This class will teach you how to work on double pointed needles, circular, or two circular needles. Learn how to swatch, join stitches and work color patterns. You'll be ready for hats, socks, and seamless sweaters!





Pumpkin Patch Hat

Easy

Class #11 • Sat. 10:30am - 12:30pm
Oct. 11, 18, 25

Anna Evans \$45

Every baby and toddler needs a pumpkin hat for that autumn trip to the pumpkin patch.



Elizabeth Zimmerman's Baby Surprise Jacket

Easy

Class #14
Wed. 6:30pm - 8:30pm
Oct. 15, 22, Nov. 5

Lisa Tegethoff \$45

If you are knitting for babies this fun one-piece Elizabeth Zimmerman invention is a must. You will also learn how to add I-cord for the perfect colorful finishing touch.



Toe-Up Coriolis Socks on Two Circulars

Easy to Intermediate

Class #16
Sun. 12:30pm - 2:30pm
Oct. 19, 26, Nov. 2

Lisa Tegethoff \$45

Knit from the toe up on two circulars, socks have never been as much fun to knit! This pattern, by Cat Bordhi, utilizes a Coriolis Effect to shape the instep, making gussets a thing of the past!

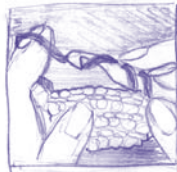
Arm Warmers with a Twist

Easy

Class #12 • Sun. 12:30pm - 2:30pm
Oct. 12, 19, 26

Beth Murphy \$45

The perfect fall accessory and a charming gift. This class is an introduction to cabling and knitting in the round. We will also learn to put stitches on hold to knit later for the thumb sections.



Learn To Crochet

Beginner Crochet

Class #15
Sat. 1:00pm - 3:00pm
Oct. 18, 25

Heidi Steeves \$35

Learn the basics of crochet with Heidi. After this class, you will be ready for your first crochet project!



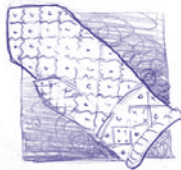
Knit A Noni Bag- Any Noni Bag

Easy to Experienced

Class #17
Thu. 6:30pm - 8:30pm
Oct. 30, Nov. 6, 13, 20

Jenifer Johnston \$55

As the Noni website explains, "Noni bags are bags to be worn, not just carried. They are, like jewelry or any adornment, extensions of our personalities. Let your creativity guide you as much as these patterns do toward making your own unique statement. Add interesting combinations of flowers to your bags, go on color adventures, but most of all, enjoy the process." This class will help you utilize advanced techniques to fully express your personality and color sensibility to create dazzling Noni creations.



Folk Mittens Series: Swedish Halland Mittens

Intermediate

Class #13 • Mon. 6:30pm - 8:30pm
Oct. 13, 20, 27

Mary Taylor \$45

Mittens are one of the most practical of knitting projects: warm, useful, and beautiful. If you enjoyed the Folk Socks Series, or like traditional knitting, come try mittens. We'll start with a lovely Swedish pattern with simple repeats and shaping, and in further classes will try other patterns from the Folk Mittens book.

Really, all you need to become a good knitter are wool, needles, hands, and slightly below-average intelligence. Of course, superior intelligence, such as yours and mine, is an advantage.

~Elizabeth Zimmerman



Woolly Gnome & Mushroom

Easy

Class #18
 Sat. 1:00pm - 3:00pm
 Nov. 1, 8, 15
 Mary Taylor \$45
 This cute little fellow will help welcome Fall into your home or become a festive holiday decoration. Knit a few mushrooms to make him cozy or knit several friends to join him!




Felted Clogs

Easy

Class #19
 Sat. 3:30pm - 5:30pm
 Nov. 1, 8, 15
 Mary Taylor \$45
 Rated as a favorite class by students, these clogs make great gifts if you can bear to part with them! Knit these fast and easy slippers with double stranded worsted weight wool. Pop them in the washer and they shrink to your size.

Knitting still remains my most stimulating yet relaxing activity and I thank the powers that be that I can make a living at it...I always pack my knitting or needlepoint project first when traveling.

--Kaffe Fassett



Crochet Santa Fe Motif Scarf

Easy

Class #20
 Sun. 3:00pm - 5:00pm
 Nov. 2, 9, 16
 Gail des Granges \$45
 Intrigued by the Santa Fe Shawl on the cover of the Summer 2008 Interweave Crochet magazine? We'll learn how to work the motifs and join them as we go into a scarf that will brighten autumn's shorter, cooler days.



Knitting Your First Sweater

Easy

Class #21
 Mon. 6:30pm - 8:30pm
 Nov. 3, 10, 24, Dec. 8, 15
 Mary Taylor \$65
 This class will use the great system in A Knitter's Handy Book Of Sweater Patterns to walk you through your first sweater in your choice of yarn, gauge, and edging. You will learn how to knit a set-in sleeve, pick up stitches, make buttonholes, and seam. You can choose a pullover or cardigan style in children's, women's or men's sizes.



Fair Isle Yoke Sweater

Intermediate


Class #22
 Tue. 6:30pm - 8:30pm
 Nov. 4, 11, 18, Dec. 2
 Charlene Sabin \$55
 Fair Isle Yoke Sweaters are front and center this year. They are in all the fall magazines from Interweave, Knitters and Vogue to name a few. These beautiful sweaters remind me of a time when life was much simpler. Join Charlene, relax, have fun and take your knitting to a higher level



Grand Plan Hat

Easy

Class #23
 Sun. 12:30pm - 2:30pm
 Nov. 9, 16
 Martha Gioia \$35
 With Ann Budd's Grand Plan Hat pattern, choose your yarn weight, match it to the right needles, choose your edging and finishing and you have an original! Learn to use circular needles, read a pattern, knit three hat edgings, add stripes, and knit three top finishings. This is the first in a series of classes: like Ann's hat pattern, you choose which ones you'd like to take.





Intro To Entrelac

Easy

Class #24

Wed. 6:30pm - 8:30pm

Nov. 12, 19

Arwen Golden

\$35

Create a beautiful, textured hairband that resembles basket-woven strips of knitted fabric with Entrelac technique.



Wedge Scarf

Easy

Class #25

Sat. 10:30am - 12:30pm

Nov. 15

Martha Gioia

\$30

If you've come to think of scarves as boring, think again. This wedge-stitch scarf with alternating bands of slanted garter stitch and simple lace row inserts will change your mind. In this workshop you'll learn to do short rows and work a simple lace pattern. After the first couple of repeats, you'll be pattern-free.

Properly practiced, knitting soothes the troubled spirit, and it doesn't hurt the untroubled spirit, either.

~Elizabeth Zimmerman



Knitting With Your Coach

Easy to Experienced

Class #26

Sat. 10:30am - 12:30pm

Nov. 22, Dec. 6, 13

Martha Gioia

\$45

Need a little coaching with your next project? The six lucky students enrolled in this class will learn what a personal knitting coach can do for them. Bring your pattern and Martha will coach you through A to Z and everything in between. You will be knitting your dream project in no time with Martha by your side. She will get you past any rough spots with her technical guidance, keeping your project fun and easy.



Child's Sweater

Easy

Class #27

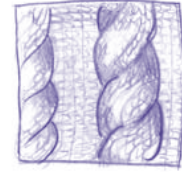
Sat. 1:00pm - 3:00pm

Nov. 22, Dec. 6, 13, 20

Martha Gioia

\$55

A rolled bottom tunic with textured pattern bands on the body and sleeves is a great way for that favorite child to step out into the cooler weather. Knit in a chunky weight yarn, you'll be done in a short time. Learn how to read a pattern, work simple texture, assemble, and finish a sweater.



Cable Workshop

Easy to Experienced

Class #28

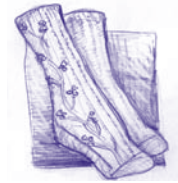
Sat. 3:30pm - 5:30pm

Nov. 22

Martha Gioia

\$30

Here's a chance to learn basic cabling techniques, read a simple pattern, and leave with an original cable scarf pattern. If you've hesitated to move on to cables, wait no more. This is a no-fail workshop.



Bacchus Socks

Intermediate

Class #29

Tue. 6:30pm - 8:30pm

Nov. 25, Dec. 9, 16

Stephanie English

\$45

Once you have mastered the basic sock, these are a great challenge to re-energize your sock knitting. Learn the Eastern cast-on for toe-up socks, bobbles, and mirror image patterning.





Continental Knitting

All Levels


Class #30
 Mon. 6:30pm - 8:30pm
 Dec. 1
 Mary Taylor \$30
 Learn how to knit faster and more comfortably by holding your yarn on the left side in the continental style. We will learn knit, purl, and rib stitches and try color stranding knitting.



Simply Elegant Gloves

Easy

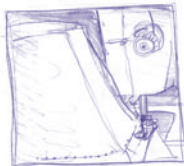
Class #31
 Wed. 6:30pm - 8:30pm
 Dec. 3, 10, 17
 Arwen Golden \$45
 These gloves are feminine yet sturdy enough for everyday wear. The classic pattern features a lacy mock cable rib. Learn the essentials of glove construction with this quick project.



Learn to Knit Hat

Beginner Knit

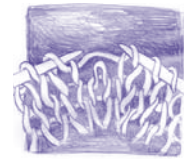
Class #32
 Sat. 3:30pm - 5:30pm
 Dec. 6, 13, 20
 Martha Gioia \$45
 From knitting this hat in a chunky yarn on straight needles, you will learn to cast on, knit, purl, decrease, and seam. Easy to follow directions make this an effective intro to basic pattern reading. As an added bonus you'll make a flower for trim and garnish the center with a snazzy button.



How To Line A Felted Purse

All Levels

Class #33
 Sun. 1:00pm - 4:00pm
 Dec. 14
 Jackie Judge \$30
 Turn your felted, knit or crocheted purse from fun to fabulous with a custom sewn lining! We'll provide sewing machines and detailed instructions on how to line your purse in this three hour class.



Crossing The Finish Line

Easy to Experienced

Class #34
 Sat. 10:30am - 12:30pm
 Dec. 20
 Martha Gioia \$30
 If finishing a project is a hassle, attending this workshop will solve your dilemma. Learn to straighten twisted stitches, pick up dropped stitches, rip out rows and return your stitches to the needles. In addition, you'll learn to block, seam, and some basic knitting terminology.



Private Lessons

Do you need one-on-one instruction? Help with a technique? Yarn Garden has private instruction available at \$25 per hour. Call or stop by to set up your appointment.



Thanks, Customers!

We're still going strong with our monthly \$100 giveaway. Sign a ticket every time you come in shopping. Who knows, this might be your lucky month to win a big shopping spree at the Yarn Garden!





the british sheep breeds collection



ROWAN
purelife



Staff Picks

By Mary Taylor

With worries about the economy it may not seem like the time to spend money on an “extra” like yarn, but yarn and knitting may be just what we need right now. Sure, it’s cheaper to buy a sweater than buy yarn and knit one, but working with our hands has always been part of a simpler, less energy intensive life. As the holidays approach, homemade gifts like a cozy hat or lovely socks, can be cheaper and much more meaningful than the newest electronic gadget or another set of scented candles for Aunt Millie. Knitting is, at its most basic, a simple, creative process that can be quiet and meditative, or bring us together with other people. While we are all thinking about driving less and spending less, how about an evening with friends knitting and chatting, or curling up with a favorite movie and working on some holiday gifts? Knitting can keep our heads warm or give us a way to relax. We can knit to exercise our creativity, or to make something that is not mass produced, or to show our love. As resources are getting scarce and prices are getting higher, we hope that knitting can be part of the solution and part of what makes life good for you!

Rowan has introduced two new yarns in their Purelife line that fit well with an intention to make things simpler and more environmentally responsible. Organic Wool Naturally Dyed is a 100% organic yarn in a DK weight, dyed in soft natural colors. The dyes are low impact and come from plants like onion and ivy. British Sheep Breeds is a chunky yarn from undyed wool from four sheep breeds - Suffolk, Jacob, Black Welsh, and Bluefaced Leicester - blended to create five beautiful shades. Wonderful pattern collections show off the best qualities of each yarn and will tempt you with their many beautiful sweaters. Working with these yarns is a marvelous way to reconnect with the earthy, calming traditions of knitting.

Sign up for classes online at yarn garden.net

Stay Up to Date!

Tune into the Yarn Garden Blog to see the latest in the rampant creativity going on around the store. You can get there through our website at yarn garden.net. Look for the Blogspot link. On Ravelry join us at “yarn garden Oregon.”

Are you on the enews e-mail list?

Sign up to get quarterly e-mails announcing each newsletter so you won’t miss any amazing classes! Please help us keep our e-mail list up to date and let us know when your address changes.

Sale Yarns

We keep a large stock of sale yarns at all times for you bargain hunters! Remember to check them out every time you come in. Our selections of yarns sells out and is replaced frequently.

Newsletter Staff Editors

Graphics/Layout
Computer Support
Front Cover Photos
Copyist/Schedules

Linda Carter
Jo Hartman
Jill Carter
Raoul Berman
Don Berman
Kimberly Swartzlander

All drawings are property of Yarn Garden

Yarn Garden 503-239-7950

1413 SE Hawthorne Blvd.
Portland, OR 97214
sales@yarn garden.net
Linda Carter, Owner

